

# habitat

T H E A R T O F L I V I N G



#228 Mar / Apr 2012 | R42.95  
other countries R37.68 excl. tax



## DÉCOR & DESIGN

Manhattan Penthouse  
San Francisco Bay views


## FOCUS

Architecture '12 & eco issues  
an annual showcase

## ARCHITECTURE

3 contemporary homes  
on the Atlantic seaboard






*these pages:* The brief to the architect was for a four-bedroom house with two living areas and a study within a contemporary structure that would include large volumes. The house was chiseled into the site creating a sunken courtyard on the garden side, enhancing the sense of privacy and creating an intimate and unique outdoor living space.


## CORE ADDITION

location: New Farm, Brisbane, Australia  
 architects: Shaun Lockyer Architects  
 interior: Corinne Bolton  
 photography: Aperture Photography

THE ARCHITECT DESCRIBES THIS HOUSE AS AN OVERTLY CONTEMPORARY EXTENSION TO A QUEENSLANDER COTTAGE ON A TYPICAL SMALL STAND IN INNER-CITY BRISBANE. THE DESIGN CHALLENGE WAS TO UPDATE THE EXISTING ARCHITECTURAL VERNACULAR WHILE OFFERING A CHALLENGING JUXTAPOSITION WITH THE NEW STRUCTURE. THIS CONTRAST IS CLEARLY EVIDENT, NOT ONLY IN THE APPLICATION OF COLOUR, BUT IN MATERIAL AND FORM. ▷







The resulting floor area is 300m<sup>2</sup>, inclusive of indoor and garage areas. It manifests as a four bedroom house with two living areas and a study. The existing cottage contains the bulk of bedrooms, garage and services while the new extension encompasses the primary living spaces and the main bedroom, all of which hang off a large double-volume space that constitutes the core of the house. ▷

*these pages:* The interleading interior spaces present a forceful signature of dark wood, concrete, glass and metal finishes.





*these pages:* As an addition, the new architecture is cubist and simple. Furnishings follow suit in being slick and understated.

This volume brings north light deep into the primary living areas and enhances the impression of indoor/outdoor living as well as heightening the sense of drama within the space. A timber bridge traverses the edge of the void and broadens at one end to accommodate an open-plan study space.


The materials are masculine and dark, deliberately intended to cool the space and focus the aspect toward the outdoor area. A large glass window onto the elevated swimming pool punctuates one end of the entry sequence and forms a marker in the landscape, drawing visitors out into the garden. The dark scheme continues

externally where the applications of generous slate tiles and polished concrete in the sunken courtyard create a sense of it being carved out of the site.

The architecture of the original cottage was able to be contemporised by virtue of pre-existing conditions on site. This has afforded a crafted timber, battened-under croft that conceals the owner's vehicles and leads visitors into the house. This concept of enclosure not only deals with pragmatic needs but also references and reinterprets the traditional method of enclosure.

The new extension is unapologetically and boldly contemporary; it features large, frameless panels of glass ▶





**this page:** *The main bedroom overlooks the back garden. Both timber and marble feature in the master bathroom.*

juxtaposed against the seamless timber soffit. This highly animated façade transforms by night from introverted to extroverted and illuminates the rear garden.

Says architect Shaun Lockyer: ‘Ultimately every design should be about the client, their personality and their needs. This example takes full advantage of the site, its opportunities and lifestyle in a benign sub-tropical climate. We enjoyed the experience of creating this second home for a client who is also the builder. This allowed us to challenge each other within an already established level of trust and support. This synergy is what made this outcome possible.’ □